

Foundation Programme  
in Literacy, Numeracy and Skills  
(FPLNS)

# HINDI

## GRADE 8

### Educator's Guidelines

Theme:  
**ANIMALS**



Ministry of Education and Human Resource  
in collaboration with  
Mahatma Gandhi Institute




2025

# Table of content

<b>Guide to Educators.....</b>	<b>ii</b>
<b>Resources.....</b>	<b>iii</b>
<b>Activity 1: Listen and repeat the poem.....</b>	<b>1</b>
<b>Activity 2: Identify the names.....</b>	<b>2</b>
<b>Activity 3: Cut and paste.....</b>	<b>3</b>
<b>Activity 4: Spell and read aloud.....</b>	<b>5</b>
<b>Activity 5: Trace the words.....</b>	<b>6</b>
<b>Activity 6: Copy the words.....</b>	<b>7</b>
<b>Activity 7: Encircle the words.....</b>	<b>8</b>
<b>Activity 8: Read the sentences.....</b>	<b>9</b>
<b>Activity 9: Sentence reading.....</b>	<b>10</b>
<b>Activity 10: Matching.....</b>	<b>11</b>
<b>Activity 11: Fill in the blanks.....</b>	<b>12</b>
<b>Activity 12: Write the missing alphabet.....</b>	<b>13</b>
<b>Activity 13: Sentence reading.....</b>	<b>14</b>
<b>Activity 14: Describe the picture.....</b>	<b>15</b>

# Guide to Educators

## Theme: Animals (Cow, Hen, Horse, Rat)



### Learning outcomes

1

- Share personal preferences regarding animals using phrases like “I like...” or “I don’t like...”.
- Engage in simple conversations about their favourite animals.
- Learn and use key animal vocabulary (e.g., habitat, sound).
- Practice pronunciation of animal names and associated vocabulary words (kennel, basket, river/pond, egg, milk).
- Listen to short stories or descriptions about animals and answer basic questions.

### Activities

2

- Matching pictures
- Matching
- Fill in the blanks
- Cut and paste
- Encircle
- Join dotted lines
- Copy words
- Sentence reading
- Write the correct alphabets

### Other proposed activities

3

- Animal charades  
(acting out an animal without speaking)
- Guess animal sound game
- Crossword
- Speak about their pets and on animals

### Resources

4

- Use pictures and real-life examples to aid recognition
- Repetitive Practice through songs and rhymes
- Videos or audios to display animal sounds

### Assessment

5

- **Visual Assessments**  
Use matching or Sentence reading exercises where students can show what they’ve learned through pictures

**Focus:**

- 1. Listening and Speaking**
- 2. Reading and Writing**



**Encourage and guide students using appropriate teaching resources**

**Specific Learning Outcomes**

- Listen attentively to the words related to the theme
- Identify the names of animals through pictures
- Engage in speaking activities
- Read the names of the animals through pictures correctly
- Spell alphabets correctly
- Read sentences with ease
- Write the words using the correct alphabets

## Activity 1: Listen and repeat the poems.

### Listen and repeat the poems.

- The teacher reads the poems aloud.
- The students listen and repeat.

### घोड़ा (Horse)

लकड़ी की काठी, काठी पर घोड़ा;  
घोड़े की दुम पर जो मारा हथौड़ा  
दौड़ा-दौड़ा, दौड़ा-दौड़ा दुम दबा कर, घोड़ा दौड़ा।  
(film Song)

### मुरगी (Hen)

मुरगी एक है मेरी, जिसके चार बच्चे  
माँ के आगे-पीछे रहते और दाना चुगते।  
डर जाते तो मिलकर माँ के पंखों में छिप जाते।  
तब चूँ-चूँ कर, माँ के साथ खूब खेलते गाते।



## Activity 2: Identify the names.

### Speaking activity:

The students name each animal.



गाय



घोड़ा



मुरगी



चूहा

### Activity 3: Cut and paste.

#### Listening activity:

- The students cut the pictures from next page.
- Listen to the instruction of the educator and paste the pictures accordingly.

Instruction to educator

Some examples are:

चूहे के पीछे बल्लू का चिह्न रखिए



कुत्ते के पीछे के पास कुत्ता रखिए

गाय घास पर रखिए

चड़िया/ पक्षी पेड़ पर रखिए

फ़ार्म हाउस के सामने घोड़ा रखिए

**Educator is required to give other examples.**







#### Activity 4: Spell and read aloud.

##### Reading activity:

- Spell and read aloud the name of each animal.



गाय      गा+य = गाय



मुरगी      मु+र+गी=मुरगी



घोड़ा      घो+ड़ा=घोड़ा



चूहा      चू+हा=चूहा

## Activity 5: Trace the words.

### Writing and Reading activities:

- Trace and read the words.

गाय गाय गाय गाय गाय गाय

मुरगी मुरगी मुरगी मुरगी मुरगी मुरगी

घोड़ा घोड़ा घोड़ा घोड़ा घोड़ा घोड़ा

चूहा चूहा चूहा चूहा चूहा चूहा

## Activity 6: Copy the words.

### Writing and Reading activities:

- copy the words three times and read aloud.

गाय

.....  
.....

मुरगी

.....  
.....

घोड़ा

.....  
.....

चूहा

.....  
.....

## Activity 7: Encircle the words.

### Listening and Writing activities:

- The educator reads aloud the sentences.
- The students identify, encircle and write the words of the animals.

यह एक काला कुत्ता है।

.....

बिल्ली टोकरी में है।

.....

गाय घास खा रही है।

.....

यह एक चूहा है।

.....

घोड़ा भागता है।

.....

चिड़िया उड़ती है।/ पक्षी उड़ता है।

.....

मछली समुद्र में है।

.....

मुरगी अंडे देती है।

.....

शेर जंगल में है।

.....



## Activity 8: Read the sentences.

### Reading activity:

- The educator helps the students to read the sentences.



कुत्ता

एक कुत्ता

यह एक कुत्ता है

कुत्ता काला है।

कुत्ता कुकुरशाला में है।

कुत्ता भौंकता है।

मेरे कुत्ते का नाम ----- है।

## Activity 9: Sentence reading.

### Reading activity:

- The educator reads aloud the following and the students repeat.



## मछली

मछली

एक मछली

यह एक मछली है।

मछली बड़ी है।

मछली तैरती है।

मछली तालाब में है।

मैं मछली पसंद करता हूँ।

## Activity 10: Matching.

### Writing and Reading activities:

- Match the pictures with the appropriate words.
- Read aloud the name of each animal.



मुरगी



चिड़िया/ पक्षी



गाय



घोड़ा



चूहा



शेर

## Activity 11: Fill in the blanks

### Writing and Reading activities:

- Fill in the blanks with the appropriate words.
- Read aloud the sentences.

यह एक ..... है ।



(चूहा , कुत्ता )

यह बड़ा..... है ।



(शेर ,घोड़ा )

दादाजी के पास एक ..... है ।




(मुरगी, मछली )

.....दूध देती है ।



(बिल्ली, गाय )

..... पेड़ पर है ।



(चिड़िया/ पक्षी, चूहा)

## Activity 12: Write the correct alphabet.

### Writing and reading activities:

- Write the missing alphabet in the given space and read the words.



घो---(हा, डा,) = .....



मु-----गी (श, र )= -----



गा--- (म, य,) = -----



चू--- (हा, गा) =-----



## Activity 13: Sentence reading.

### Reading activity:

- The educator reads aloud the following and the students repeat.



गाय

गाय

एक गाय

दादीजी के पास एक गाय है ।

गाय घास खाती है ।

यह गाय दूध देती है ।

## Activity 14: Describe the picture.

### Speaking activity:

- The educator helps the students to form sentences orally based on the picture below.



# Animal Chart



गाय



मुरगी



घोड़ा



चूहा

# Foundation Programme in Literacy, Numeracy and Skills (FPLNS)

Ministry of Education and Human Resource  
in collaboration with  
Mahatma Gandhi Institute

2025

